

FAUX GRANITE, MARBLE, AND SOLID AVAILABLE

Faux Granite

- OL89 Baltic
- OS63 Blizzard
- OL63 Blizzard
- OS53 Cappuccino
- OL53 Cappuccino
- OL71 Caramel
- OR5 Cement
- OS88 Concrete*
- OS67 Galena
- OL67 Galena

OL95 Gold Star**

- OL91 Jameson
- OL70 Latte*
- OL72 Pebble
- OS87 Platinum*
- OL73 Seashell
- OL93 Starlight**
- OL92 Tiramisu
- OL94 Twilight**
- OS59 Walnut Toffee
- OL59 Walnut Toffee

Marble

- O01 White on White
- O08 Platinum on White

Solid

- O31 White
- O33 Biscuit
- O37 Heather

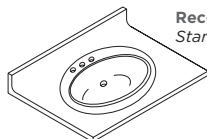
* Available Gloss Only
** Metallic

STANDARD BOWLS

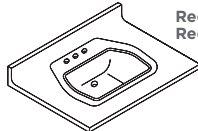
WIDTH: 19", 25", 31", 37", 43", 49", 61", 73" **DEPTH:** 19" & 22"

OVERALL HEIGHT: 4-1/4" (Includes Backsplash)

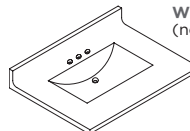
NOTE: 19"W X 17"D available, bowl is not recessed. 61"W & 73"W available 22" DEPTH ONLY.



Recessed Oval Bowl
Standard unless specified.



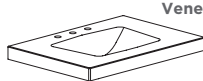
Recessed Rectangle Bowl



Wave Bowl
(non-recessed) 22" D ONLY



Corner Bowl
25"W x 25"D
4" Center Only



Venecia Top

Integral Side Splash: Specify Right or Left

Available Sizes: WIDTH: 31", 37", or 49" DEPTH: 22"

Double Bowl:

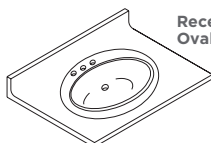
Specify (DB) Available 61"W (15.5" bowl center) and 73"W (18.5" bowl center)

Finish: Gloss (Standard) or Matte

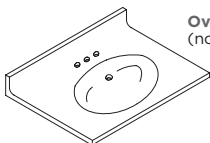
Faucet Drilling: 4"(Standard), 8" Widespread Specify(W), Single Hole Specify(S),

No Drill Specify(N)

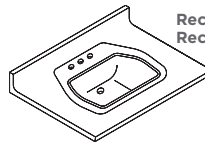
CUSTOM BOWL SHAPE OPTIONS



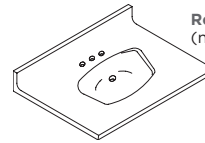
Recessed Oval Bowl



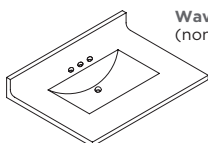
Oval Bowl*
(non-recessed)



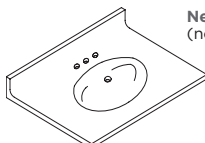
Recessed Rectangle Bowl



Rectangle Bowl*
(non-recessed)



Wave Bowl*
(non-recessed)



Newport Bowl*
(non-recessed)

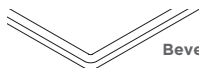
* Non-recessed oval and rectangle bowls must have at least 13-1/2" from edge of top to center of drain and minimum 30"W.

* Wave Bowl must have at least 11-1/8" from edge of top to center of drain.

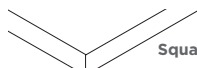
* Newport bowl must have at least 12" from edge of top to center of drain.

CUSTOM EDGE OPTIONS

*ONLY AVAILABLE 1-1/4" THICK



Bevel Edge



Square Edge